







2N® SmartCom, 2N® SmartCom PRO EN - up to firmware version 1.12.x

This section is focused on Frequently Asked Questions for 2N® SmartCom, 2N® SmartCom PRO. The FAQ is divided into three separate groups to help you find the right information quickly. Configuration tips & tricks contains the standard settings guides and configuration hints for quick setup. How to connect section answers the basic settings questions for 2N® SmartCom, 2N® SmartCom PRO and third party devices. Troubleshooting section is focused mainly on 2n product troubleshooting and issue report.






>> Configuration tips & tricks

-  [2N® SmartCom PRO M-Bus overview](#)
-  [AMS \(Autonomous Metering System\) - protocol IEC 62056-21](#)
-  [AMS \(Autonomous Metering System\) - protocol M-Bus](#)
-  [AMS for IN1 IN2 \(pulses S0, analog value, digital value\)](#)
-  [Basic configuration - 2N® SmartCom/2N® SmartCom PRO](#)
-  [Difference between Standalone and TCP Client mode in 2N® SmartCOM \(PRO\)](#)
-  [Ethernet port - 2N® SmartCom PRO ETH configuration](#)
-  [How to configure communication port on RS-232/RS-485 interfaces](#)
-  [How to configure Wireless M-Bus port](#)
-  [How to detect M-Bus meters by AT command](#)
-  [How to detect M-Bus meters by SMS](#)
-  [How to read data from 2N®SmartCOM \(PRO\) memory?](#)
-  [Input circuit - 2N® SmartCom/2N® SmartCom PRO calibration](#)
-  [Input S0 - 2N® SmartCom/2N® SmartCom PRO S0 pulse counting](#)
-  [Installation 2N® SmartCom Server](#)
-  [License - 2N® SmartCom server](#)
-  [Password RS232 - 2N® SmartCom/2N® SmartCom PRO against unauthorized configuration](#)
-  [Test server - 2N® SmartCom server configuration](#)
-  [Test server with web interface - 2N® SmartCom server configuration](#)
-  [User Defined Functions \(UDF\) - what is it and how to configure it in 2N® SmartCOM?](#)
-  [Wireless mbus - 2N® SmartCom PRO decryption configuration](#)

>> How to connect with third party device

-  [How to connect M-Bus device to 2N® SmartCOM PRO ETH?](#)
-  [How to connect meter supporting protocol IEC 62056-21 to 2N® SmartCOM PRO ETH?](#)
-  [How to connect meter with pulse output \(S0\) to 2N® SmartCOM PRO ETH?](#)
-  [How to connect WM-Bus meter to 2N® SmartCOM PRO \(ETH\)?](#)
-  [How to connect ZigBee device to 2N® SmartCOM PRO \(ETH\)?](#)
-  [How to read analog value on input 2N® SmartCOM PRO ETH?](#)

>> Troubleshooting

-  [2N® SmartCom PRO - Terminal error buffer code description](#)
-  [AMS error codes description \(M-Bus, IEC 62056-21, S0, IN, ONF\)](#)
-  [How to report technical issue - 2N® SmartCom/2N® SmartCom PRO](#)
-  [LED indication - 2N® SmartCom/2N® SmartCom LED indication](#)
-  [Server logs - 2N® SmartCom server](#)

>> Recently Updated

-  [How to configure Wireless M-Bus port](#)
Jun 05, 2017 • updated by Anonymous • [view change](#)
-  [2N® SmartCom, 2N® SmartCom PRO EN - up to firmware version 1.12.x](#)
May 10, 2017 • updated by Anonymous • [view change](#)
-  [2N® SmartCom, 2N® SmartCom PRO CZ do firmware 1.12.X](#)
May 01, 2017 • updated by Anonymous • [view change](#)
-  [How to report technical issue - 2N® SmartCom/2N® SmartCom PRO](#)
May 01, 2017 • updated by Anonymous • [view change](#)
-  [2N® SmartCom, 2N® SmartCom PRO EN - up to firmware version 1.12.x](#)
Apr 25, 2017 • updated by Anonymous • [view change](#)

Other Information

-  [Product Support 2N® SmartCOM](#)
-  [2N® SmartCom PRO \(Oficiální stránky 2N\)](#)
-  [2N® SmartCom \(Official Website 2N\)](#)