






















2N Net Audio Systems EN

This section is focused on Frequently Asked Questions for 2N® Net Audio Decoder, 2N® Net Audio Decoder Lite, 2N® Net Audio Encoder, 2N® Net Audio Encoder & 2N® Net Speaker. The FAQ is divided into three separate groups to help you find the right information quickly. Configuration tips & tricks contains the standard settings guides and configuration hints for quick setup. How to connect section answers the basic settings questions for 2N® Net Audio Decoder, 2N® Net Audio Decoder Lite, 2N® Net Audio Encoder, 2N® Net Audio Encoder & 2N® Net Speaker and third party devices. Troubleshooting section is focused mainly on 2n product troubleshooting and issue report.







>> Configuration tips & tricks

-  [*Video - 2N® Net Mic introduction & setup](#)
-  [*Video - 2N® Virtual Sound Card application](#)
-  [*Video - Basic setting of the 2N Net Audio system](#)
-  [*Video - microSD card](#)
-  [2N® Net Audio Encoder - how to setup and use](#)
-  [Channels - What is the purpose of CHANNELS in 2N® Net Audio Decoder and how to set it up?](#)
-  [Database - How to backup database of 2N® IP Audio Manager](#)
-  [Factory reset - How to make a factory reset for 2N® Net Audio devices](#)
-  [Firmware update - How to do firmware update for 2N® Net Audio devices](#)
-  [Internet Radio - How to set up](#)
-  [Output relay - How to use it?](#)
-  [Remote Control - How to make it work with 2N® Net Audio Decoder?](#)
-  [RTP destinations - How to test it with VLC media player?](#)
-  [Scheduler - How to set up](#)
-  [Static IP address - How to set up static IP address](#)
-  [VoIP trunk - How to setup with IP phone](#)
-  [Web scheduler - How to work with 2N® IP Audio Web Scheduler](#)
-  [Yealink IP Phone SIP-T26P vs. 2N® SIP Audio Converter - Sending and receiving multicast](#)

>> How to connect with third party device






-  [2N® Helios IP - How to receive/send multicast stream from/to 2N® IP Audio Manager](#)
-  [BARIX units with 2N® IP Audio Manager - streaming audio](#)
-  [Wireless connection of the 2N® Net Audio Decoder unit via NETGEAR Wi-Fi client](#)

>> Troubleshooting



-  [2N IP audio unit can not connect to the 2N® IP Audio Manager - what could be the reason?](#)
-  [Database backup - How to backup database and how to capture a trace](#)
-  [How to provide all information to effectively resolve a technical issue](#)
-  [It is not possible to connect more than 5x 2N® Net Audio Decoder unit](#)
-  [Login details for Control panel in SW version 1.3.6 or higher](#)
-  [RMA - What to check before the RMA process for 2N® Net Audio devices](#)

 [Virtual Sound Card - Login was unsuccessful](#)

>> Recently Updated

-  [Firmware update - How to do firmware update for 2N® Net Audio devices](#)
Feb 27, 2019 • updated by [Strašík Lukáš, 2N](#) • [view change](#)
-  [Database - How to backup database of 2N® IP Audio Manager](#)
Oct 18, 2017 • updated by [Pipek Jaroslav, 2N](#) • [view change](#)
-  [Firmware update - How to do firmware update for 2N® Net Audio devices](#)
Aug 16, 2017 • updated by [Pipek Jaroslav, 2N](#) • [view change](#)
-  [How to provide all information to effectively resolve a technical issue](#)
Aug 16, 2017 • updated by [Anonymous](#) • [view change](#)
-  [Database backup - How to backup database and how to capture a trace](#)
Aug 16, 2017 • updated by [Pipek Jaroslav, 2N](#) • [view change](#)

Other Information

-  [Product Support 2N Net Audio System](#)
-  [2N Net Audio System \(Official Website 2N\)](#)