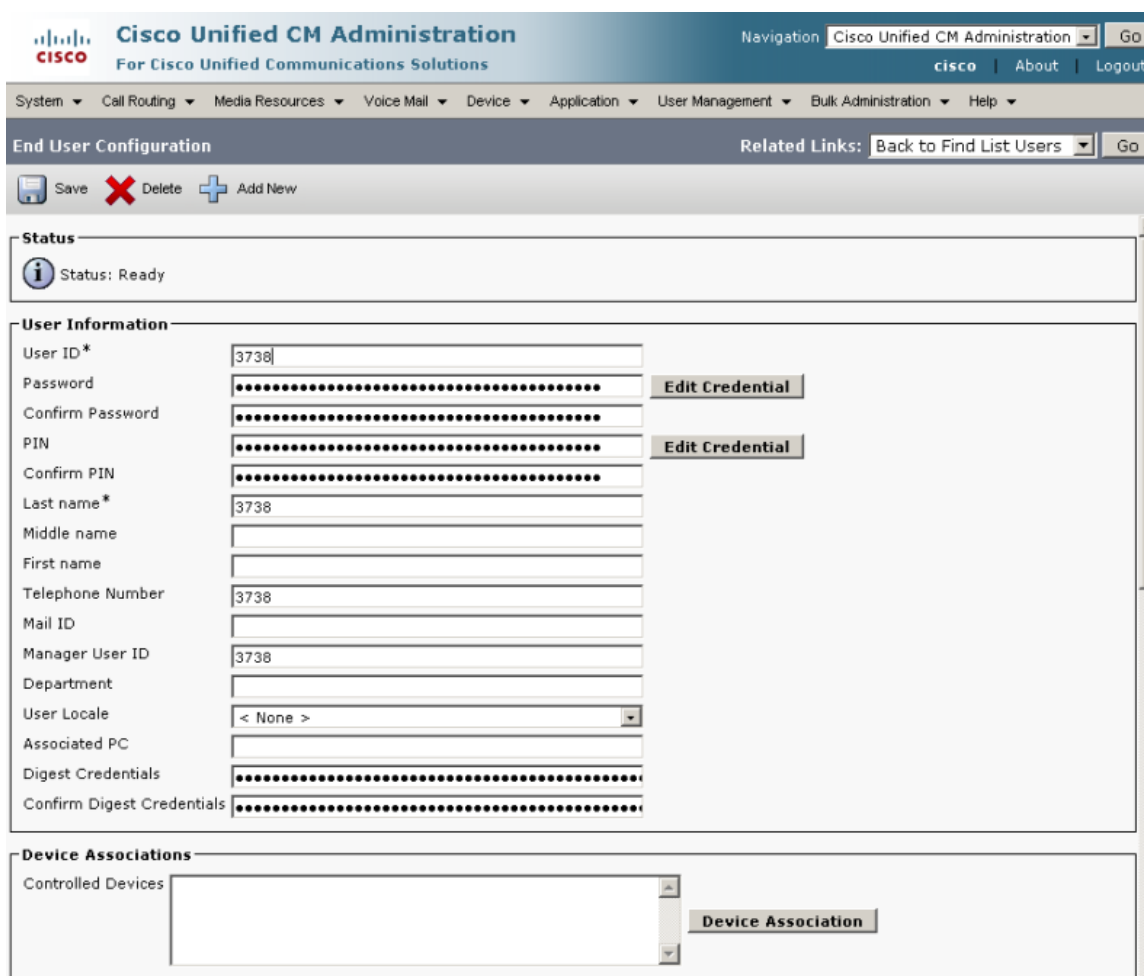


## CCM(6 a 7) - Jak připojit 22N® IP Interkom jako stanici

- 2N® IP Interkom bude přidán s těmito parametry:
  - uživatel 3738
  - stanice 3738
  - MAC adresa 0050C281F1EB
  - IP adresa 192.168.22.35
- Použité příkazy
  - kontrola licence - view\_license
  - ukázání routování - view\_route\_plan\_report
  - vytvoření uživatele - add\_user
  - vytvoření stanice - add\_station
  - vytvoření linky pro stanici - add\_station\_line

### Přidání uživatele



The screenshot displays the Cisco Unified CM Administration web interface. The page title is "End User Configuration" and the user ID being configured is 3738. The interface includes a navigation menu at the top with options like System, Call Routing, Media Resources, Voice Mail, Device, Application, User Management, Bulk Administration, and Help. Below the navigation menu, there are buttons for Save, Delete, and Add New. The main configuration area is divided into sections: Status (Ready), User Information, and Device Associations. The User Information section contains fields for User ID, Password, Confirm Password, PIN, Confirm PIN, Last name, Middle name, First name, Telephone Number, Mail ID, Manager User ID, Department, User Locale, Associated PC, Digest Credentials, and Confirm Digest Credentials. The Device Associations section includes a list of Controlled Devices and a Device Association button.

**Extension Mobility**

Available Profiles

Controlled Profiles

Default Profile

Presence Group\*

SUBSCRIBE Calling Search Space

Allow Control of Device from CTI

**Directory Number Associations**

Primary Extension

**Mobility Information**

Enable Mobility

Primary User Device

Enable Mobile Voice Access

Maximum Wait Time for Desk Pickup\*

Remote Destination Limit\*

Remote Destination Profiles

[View Details](#)

**CAPF Information**

Associated CAPF Profiles


[View Details](#)

**Permissions Information**

Groups

Roles

[View Details](#)

 \*- indicates required item.

Přidání stanice

**Cisco Unified CM Administration** For Cisco Unified Communications Solutions

Navigation: Cisco Unified CM Administration

System | Call Routing | Media Resources | Voice Mail | Device | Application | User Management | Bulk Administration | Help

**Add a New Phone** Related Links:

**Status**  
*i* Status: Ready

**Select the type of phone you would like to create**

Phone Type\*

*i* \*- indicates required item.  
*i* \*\*- Create a phone template using the Bulk Administration Tool to enable template-based phone creation.

**Cisco Unified CM Administration** For Cisco Unified Communications Solutions

Navigation: Cisco Unified CM Administration

System | Call Routing | Media Resources | Voice Mail | Device | Application | User Management | Bulk Administration | Help

**Phone Configuration** Related Links:

**Status**  
*i* Status: Ready

**Phone Type**  
**Product Type:** Third-party SIP Device (Advanced)  
**Device Protocol:** SIP

**Device Information**

*w* Device is not trusted

MAC Address*	<input type="text" value="0050C281F1EB"/>
Description	<input type="text" value="Helios IP"/>
Device Pool*	<input type="text" value="Testing"/> <a href="#">View Details</a>
Common Device Configuration	<input type="text" value="&lt; None &gt;"/> <a href="#">View Details</a>
Phone Button Template*	<input type="text" value="Third-party SIP Device (Advanced)"/>
Common Phone Profile*	<input type="text" value="Standard Common Phone Profile"/>
Calling Search Space	<input type="text" value="TestTeam"/>
AAR Calling Search Space	<input type="text" value="TestTeam"/>
Media Resource Group List	<input type="text" value="MRGL_TestTeam"/>
Location*	<input type="text" value="Hub_None"/>
AAR Group	<input type="text" value="&lt; None &gt;"/>
Device Mobility Mode*	<input type="text" value="Default"/> <a href="#">View Current Device Mobility Settings</a>
Owner User ID	<input type="text" value="3738"/>
Use Trusted Relay Point*	<input type="text" value="Default"/>
Always Use Prime Line*	<input type="text" value="Default"/>
Always Use Prime Line for Voice Message*	<input type="text" value="Default"/>
Calling Party Transformation CSS	<input type="text" value="TestTeam"/>
Geolocation	<input type="text" value="&lt; None &gt;"/>

Use Device Pool Calling Party Transformation CSS  
 Retry Video Call as Audio  
 Ignore Presentation Indicators (internal calls only)  
 Logged Into Hunt Group  
 Remote Device

**Protocol Specific Information**

Presence Group\*   
 MTP Preferred Originating Codec\*   
 Device Security Profile\*   
 Rerouting Calling Search Space   
 SUBSCRIBE Calling Search Space   
 SIP Profile\*   
 Digest User

Media Termination Point Required  
 Unattended Port  
 Require DTMF Reception

**MLPP Information**

MLPP Domain

ⓘ \*- indicates required item.  
 ⓘ \*\* - Device reset is not required for changes to Packet Capture Mode and Packet Capture Duration.  
 ⓘ \*\*\*Note: Security Profile Contains Addition CAPF Settings.  
 ⓘ \*\*\*\*Note: A new Softkey template without supplementary service Softkeys must be used for a protected phone.

## Přidání linky stanice

**Cisco Unified CM Administration** Navigation Cisco Unified CM Administration Go

System Call Routing Media Resources Voice Mail Device Application User Management Bulk Administration Help

**Phone Configuration** Related Links: Back To Find/List Go

Save Delete Copy Reset Apply Config Add New

**Status**  
Status: Ready

**Association Information**

Line	Line Name	Action
1	Line [1]	Add a new DN
2	Line [2]	Add a new DN
3	Line [3]	Add a new DN
4	Line [4]	Add a new DN
5	Line [5]	Add a new DN
6	Line [6]	Add a new DN
7	Line [7]	Add a new DN
8	Line [8]	Add a new DN

**Phone Type**

Product Type: Third-party SIP Device (Advanced)  
Device Protocol: SIP

**Device Information**

Registration: Registered with Cisco Unified Communications Manager 192.168.22.35  
 IPv4 Address: 192.168.22.26  
 Active Load ID: Unknown  
 Device is Active  
 ⚠ Device is not trusted  
 MAC Address\*: 0050C29BF3BA  
 Description: Test Helios IP  
 Device Pool\*: Testing [View Details](#)  
 Common Device Configuration: < None > [View Details](#)  
 Phone Button Template\*: Third-party SIP Device (Advanced)  
 Common Phone Profile\*: Standard Common Phone Profile  
 Calling Search Space: TestTeam  
 AAR Calling Search Space: TestTeam

**Cisco Unified CM Administration** For Cisco Unified Communications Solutions

Navigation Cisco Unified CM Administration Go

System Call Routing Media Resources Voice Mail Device Application User Management Bulk Administration Help

Directory Number Configuration Related Links: Configure Device (SEP0050C29BF3BA) Go

Save Delete Reset Apply Config Add New

**Status**  
 Status: Ready

**Directory Number Information**

Directory Number\* 3738  
 Route Partition TestTeam  
 Description 3738  
 Alerting Name 3738  
 ASCII Alerting Name 3738  
 Associated Devices SEP0050C29BF3BA  
 Edit Device  
 Edit Line Appearance

Dissociate Devices

**Directory Number Settings**

Voice Mail Profile < None > (Choose <None> to use system default)  
 Calling Search Space < None >  
 Presence Group\* Standard Presence group  
 User Hold MOH Audio Source < None >  
 Network Hold MOH Audio Source < None >

**AAR Settings**

	Voice Mail	AAR Destination Mask	AAR Group
AAR	<input type="checkbox"/> or		< None >
<input checked="" type="checkbox"/> Retain this destination in the call forwarding history			

### Call Forward and Call Pickup Settings

	Voice Mail	Destination	Calling Search Space
Calling Search Space Activation Policy			Use System Default
Forward All	<input type="checkbox"/> or	<input type="text"/>	< None >
Secondary Calling Search Space for Forward All			< None >
Forward Busy Internal	<input type="checkbox"/> or	<input type="text"/>	< None >
Forward Busy External	<input type="checkbox"/> or	<input type="text"/>	< None >
Forward No Answer Internal	<input type="checkbox"/> or	<input type="text"/>	< None >
Forward No Answer External	<input type="checkbox"/> or	<input type="text"/>	< None >
Forward No Coverage Internal	<input type="checkbox"/> or	<input type="text"/>	< None >
Forward No Coverage External	<input type="checkbox"/> or	<input type="text"/>	< None >
Forward on CTI Failure	<input type="checkbox"/> or	<input type="text"/>	< None >
Forward Unregistered Internal	<input type="checkbox"/> or	<input type="text"/>	< None >
Forward Unregistered External	<input type="checkbox"/> or	<input type="text"/>	< None >
No Answer Ring Duration (seconds)		<input type="text"/>	
Call Pickup Group			< None >

### Park Monitoring

	Voice Mail	Destination	Calling Search Space
Park Monitoring Forward No Retrieve Destination External	<input type="checkbox"/> or	<input type="text"/>	< None > A blank value means to call the parker's line.
Park Monitoring Forward No Retrieve Destination Internal	<input type="checkbox"/> or	<input type="text"/>	< None > A blank value means to call the parker's line.
Park Monitoring Reversion Timer		<input type="text"/>	A blank value will use value set in Park Monitoring Reversion Timer service parameter

### MLPP Alternate Party Settings

Target (Destination)	<input type="text"/>
MLPP Calling Search Space	< None >
MLPP No Answer Ring Duration (seconds)	<input type="text"/>

### Line Settings for All Devices

Hold Reversion Ring Duration (seconds)	<input type="text"/>	Setting the Hold Reversion Ring Duration to zero will disable the feature
Hold Reversion Notification Interval (seconds)	<input type="text"/>	Setting the Hold Reversion Notification Interval to zero will disable the feature
Party Entrance Tone*	Default	

**Line 1 on Device SEP0050C29BF3BA**

Display (Internal Caller ID)  Display text for a line appearance is intended for displaying text such as a name instead of a directory number for internal calls. If you specify a number, the person receiving a call may not see the proper identity of the caller.

ASCII Display (Internal Caller ID)

External Phone Number Mask

Monitoring Calling Search Space

---

**Multiple Call/Call Waiting Settings on Device SEP0050C29BF3BA**

Note: The range to select the Max Number of calls is: 1-16

Maximum Number of Calls\*

Busy Trigger\*  (Less than or equal to Max. Calls)

---

**Forwarded Call Information Display on Device SEP0050C29BF3BA**

Caller Name

Caller Number


Redirected Number


Dialed Number

---

**Users Associated with Line**

---

 \*- indicates required item.

 \*\*- Changes to Line or Directory Number settings require restart.

Další informace:  
[Dveřní & Bezpečnostní interkomy \(oficiální stránky 2N\)](#)