













2N® Access Unit EN

This section is focused on Frequently Asked Questions for 2N® Access Unit. The FAQ is divided into three separate groups to help you find the right information quickly. Configuration tips & tricks contains the standard settings guides and configuration hints for quick setup. How to connect section answers the basic settings questions for 2N® Access Unit and third party devices. Troubleshooting section is focused mainly on 2n product troubleshooting and issue report.


>> Configuration tips & tricks

-  [2N Student monitoring with 2N® Access Unit](#)
-  [2N® Mobile Key - Opening door via NFC](#)
-  [2N® Network Scanner - How to locate 2N® IP device and set its IP configuration?](#)
-  [Bluetooth & 2N® Mobile Key - Opening a door via Bluetooth with a 2N® Access Unit](#)
-  [Driver for External USB Readers - how to use it?](#)
-  [Electric output - How to set electrical outputs on 2N® Access Unit](#)
-  [Factory reset - How to make a factory reset of 2N® Access Unit](#)
-  [Firmware upgrade - How to make a firmware upgrade of 2N® Access Unit?](#)
-  [How to connect REX button to 2N® Access Unit](#)
-  [How to setup Wiegand together with the Access Unit](#)
-  [IP address - How to get IP address of 2N® Access Unit?](#)
-  [Static IP address - How to set up static IP address on 2N® Access Unit?](#)



>> How to connect with third party device

Content by label



There is no content with the specified labels






>> Troubleshooting



-  [Configuration backup - How to backup configuration and how to capture a trace on 2N® Access Unit?](#)
-  [How to provide all information to effectively resolve a technical issue on 2N® Access Unit?](#)

>> Recently Updated

-  [IP address - How to get IP address of 2N® Access Unit?](#)
Jan 17, 2019 • updated by Šindelář Ondřej, 2N • [view change](#)
-  [Static IP address - How to set up static IP address on 2N® Access Unit?](#)
Jan 17, 2019 • updated by Šindelář Ondřej, 2N • [view change](#)

-  [Electric output - How to set electrical outputs on 2N® Access Unit](#)
Jan 17, 2019 • updated by Fojtík Roman, 2N • [view change](#)
-  [Bluetooth & 2N® Mobile Key - Opening a door via Bluetooth with a 2N® Access Unit](#)
Jan 17, 2019 • updated by Fojtík Roman, 2N • [view change](#)
-  [Factory reset - How to make a factory reset of 2N® Access Unit](#)
Jan 16, 2019 • updated by Šindelář Ondřej, 2N • [view change](#)

Other Information

-  [Product Support 2N® Access Unit](#)
-  [2N® Access Unit \(Official Website 2N\)](#)