














2N® Analog Intercoms EN

This section is focused on Frequently Asked Questions for 2N® Analog Intercom. The FAQ is divided into three separate groups to help you find the right information quickly. Configuration tips & tricks contains the standard settings guides and configuration hints for quick setup. How to connect section answers the basic settings questions for 2N® Analog Intercom and third party devices. Troubleshooting section is focused mainly on 2n product troubleshooting and issue report.



>> Configuration tips & tricks

-  [2N® Analog Intercom does not work after installation](#)
-  [Audio - I am not satisfied with Audio quality](#)
-  [Busy tone - Parameters setting for 2N® Analog Intercom](#)
-  [Busy tone - When the button is pressed, 2N® Analog Intercom gives the busy tone](#)
-  [Calling - 2N® Analog Vario 1 Button](#)
-  [Factory reset - How to make a factory reset on 2N® Analog Intercom](#)
-  [Hang up - 2N® Analog Intercom does not hang up automatically](#)
-  [Incoming call - 2N® Analog Intercom does not accept the incoming call](#)
-  [Password - I forgot the service password](#)
-  [Programming - I can not enter the programming menu](#)






>> How to connect with third party device

-  [Gigaset DX800A - Intecompatibility manual](#)
-  [Vivotek video server - How to connect with 2N® Analog Intercom](#)
-  [VoIP ATA converter - How to connect 2N® Analog Intercom via Well ATA-171P converter to VoIP server](#)

>> Troubleshooting

-  [How to provide all information to effectively resolve a technical issue on 2N® Analog Intercom](#)
-  [RMA - What to check before the RMA process for 2N® analog Intercoms](#)

>> Recently Updated

-  [Audio - I am not satisfied with Audio quality](#)
Jul 18, 2019 • updated by [Horniak Robin Ing., 2N](#) • [view change](#)
-  [RMA - What to check before the RMA process for 2N® analog Intercoms](#)
Nov 06, 2018 • created by [Horniak Robin Ing., 2N](#)
-  [2N® Analog Intercom ES](#)
Jan 03, 2018 • updated by [Horniak Robin Ing., 2N](#) • [view change](#)
-  [Audio - I am not satisfied with Audio quality](#)
Dec 15, 2017 • updated by [Anonymous](#) • [view change](#)
-  [Busy tone - Parameters setting for 2N® Analog Intercom](#)
Dec 15, 2017 • updated by [Anonymous](#) • [view change](#)



Other Information

 [Analog Intercoms \(Official Website 2N\)](#)