


















## 2N® VoiceBlue MAX EN

This section is focused on Frequently Asked Questions for 2N® VoiceBlue MAX. The FAQ is divided into three separate groups to help you find the right information quickly. Configuration tips & tricks contains the standard settings guides and configuration hints for quick setup. How to connect section answers the basic settings questions for 2N® VoiceBlue MAX and third party devices. Troubleshooting section is focused mainly on 2n product troubleshooting and issue report.





### >> Configuration tips & tricks

-  [!Database/configuration backup - How to backup database and how to capture a trace on 2N® VoiceBlue MAX?](#)
-  [!Firmware Update - How to do firmware update on 2N® VoiceBlue MAX?](#)
-  [2N® VoiceBlue MAX - how to setup FXS to GSM calls with VoIP backup](#)
-  [AutoCLIP Routing - How to set in 2N® VoiceBlue MAX](#)
-  [Callback - How to set Callback on 2N® VoiceBlue MAX?](#)
-  [CLIP - Incoming CALL ID transfer to phone or PBX](#)
-  [Configuration - How to set 2N® VoiceBlue MAX](#)
-  [Factory reset - How to make a factory reset VBM EN](#)
-  [SMS at no answer - How to set "SMS at no answer" on 2N® VoiceBlue MAX](#)
-  [SMS messages - How to send and receive messages with Microsoft Exchange server?](#)
-  [SMS messages - How to send and receive messages? - SMS gateway integration](#)
-  [Static IP address - How to set up static IP address VBM EN](#)
-  [Test call - How to make a test call from Softphone to 2N® VoiceBlue MAX](#)

### >> How to connect with third party device

-  [Avaya - How to interconnect with Avaya Aura Communication Manager using SIP](#)
-  [SMPP connection - How to connect ActiveXperts SMPP server](#)
-  [SMPP connection - How to connect Diafaan SMPP server](#)
-  [SMPP connection - How to connect Logica SMPP server](#)




### >> Troubleshooting

-  [!How to provide all information to effectively resolve a technical issue on the 2N® VoiceBlue MAX?](#)
-  [Network Trace - How to get Wireshark network trace and network trace from 2N® VoiceBlue MAX?](#)
-  [Technical issue - How to report an issue on the 2N® VoiceBlue MAX](#)
-  [Trace - How to get internal trace from 2N® VoiceBlue MAX?](#)



## Technical training

### >> Recently Updated

-  [SMPP connection - How to connect Logica SMPP server](#)  
Mar 15, 2019 • updated by Černý Jan, 2N • [view change](#)

-  !Firmware Update - How to do firmware update on 2N® VoiceBlue MAX?  
Mar 04, 2019 • updated by [Strašík Lukáš, 2N](#) • [view change](#)
-  CLIP - Incoming CALL ID transfer to phone or PBX  
Jun 13, 2018 • updated by [Beran Michal, 2N](#) • [view change](#)
-  Factory reset - How to make a factory reset VBM EN  
Oct 27, 2017 • updated by [Hudínek Karel, 2N](#) • [view change](#)
-  Static IP address - How to set up static IP address VBM EN  
Oct 27, 2017 • updated by [Hudínek Karel, 2N](#) • [view change](#)

## Other Information

-  Product Support 2N® VoiceBlue MAX
-  2N® VoiceBlue MAX (Official Website 2N)