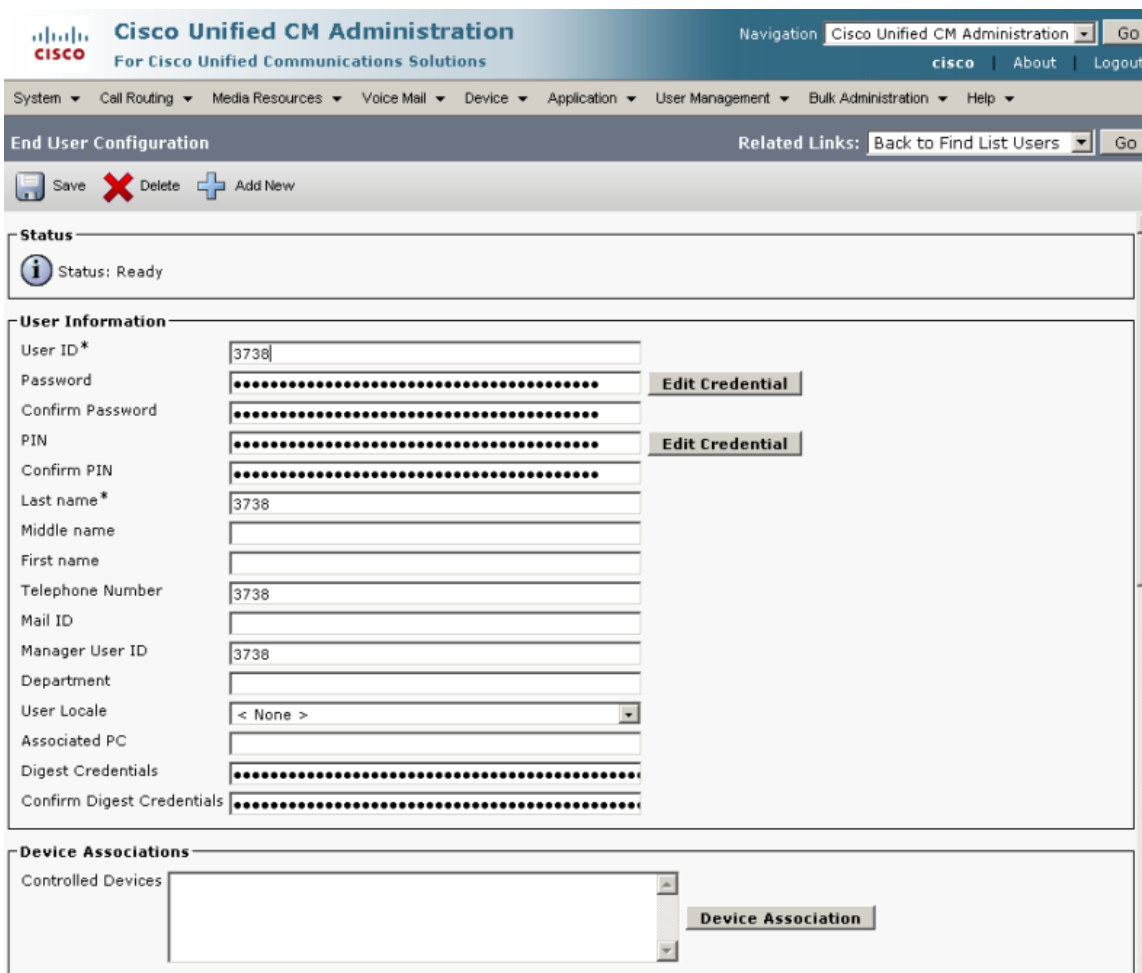


## CCM(6 a 7) - Jak připojit 2N® IP Interkom jako stanici

- 2N® IP Interkom bude přidán s těmito parametry:
  - uživatel 3738
  - stanice 3738
  - MAC adresa 0050C281F1EB
  - IP adresa 192.168.22.35
- Použité příkazy
  - kontrola licence - view\_license
  - ukázání routování - view\_route\_plan\_report
  - vytvoření uživatele - add\_user
  - vytvoření stanice - add\_station
  - vytvoření linky pro stanici - add\_station\_line

### Přidání uživatele



The screenshot displays the Cisco Unified CM Administration web interface. The page title is "End User Configuration" and it includes a "Related Links" section with "Back to Find List Users". The interface is divided into several sections:

- Status:** Shows "Status: Ready".
- User Information:** Contains fields for:
  - User ID\*: 3738
  - Password: [Redacted] with an "Edit Credential" button.
  - Confirm Password: [Redacted]
  - PIN: [Redacted] with an "Edit Credential" button.
  - Confirm PIN: [Redacted]
  - Last name\*: 3738
  - Middle name: [Empty]
  - First name: [Empty]
  - Telephone Number: 3738
  - Mail ID: [Empty]
  - Manager User ID: 3738
  - Department: [Empty]
  - User Locale: < None >
  - Associated PC: [Empty]
  - Digest Credentials: [Redacted]
  - Confirm Digest Credentials: [Redacted]
- Device Associations:** Contains a "Controlled Devices" list and a "Device Association" button.

**Extension Mobility**

Available Profiles

Controlled Profiles

Default Profile

Presence Group\*

SUBSCRIBE Calling Search Space

Allow Control of Device from CTI

**Directory Number Associations**

Primary Extension

**Mobility Information**

Enable Mobility

Primary User Device

Enable Mobile Voice Access

Maximum Wait Time for Desk Pickup\*

Remote Destination Limit\*

Remote Destination Profiles

[View Details](#)

**CAPF Information**

Associated CAPF Profiles


[View Details](#)

**Permissions Information**

Groups

Roles

[View Details](#)

 \*- indicates required item.

Přidání stanice

**Cisco Unified CM Administration** For Cisco Unified Communications Solutions

Navigation: Cisco Unified CM Administration Go

System Call Routing Media Resources Voice Mail Device Application User Management Bulk Administration Help

**Add a New Phone** Related Links: Back To Find/List Go

Next

**Status**  
 Status: Ready

**Select the type of phone you would like to create**

Phone Type\* Third-party SIP Device (Advanced)

Next

\*- indicates required item.  
 \*\*-. Create a phone template using the Bulk Administration Tool to enable template-based phone creation.

**Cisco Unified CM Administration** For Cisco Unified Communications Solutions

Navigation: Cisco Unified CM Administration Go

System Call Routing Media Resources Voice Mail Device Application User Management Bulk Administration Help

**Phone Configuration** Related Links: Back To Find/List Go

Save

**Status**  
 Status: Ready

**Phone Type**  
 Product Type: Third-party SIP Device (Advanced)  
 Device Protocol: SIP

**Device Information**

⚠ Device is not trusted

MAC Address*	0050C281F1EB
Description	Helios IP
Device Pool*	Testing <a href="#">View Details</a>
Common Device Configuration	< None > <a href="#">View Details</a>
Phone Button Template*	Third-party SIP Device (Advanced)
Common Phone Profile*	Standard Common Phone Profile
Calling Search Space	TestTeam
AAR Calling Search Space	TestTeam
Media Resource Group List	MRGL_TestTeam
Location*	Hub_None
AAR Group	< None >
Device Mobility Mode*	Default <a href="#">View Current Device Mobility Settings</a>
Owner User ID	3738
Use Trusted Relay Point*	Default
Always Use Prime Line*	Default
Always Use Prime Line for Voice Message*	Default
Calling Party Transformation CSS	TestTeam
Geolocation	< None >

Use Device Pool Calling Party Transformation CSS  
 Retry Video Call as Audio  
 Ignore Presentation Indicators (internal calls only)  
 Logged Into Hunt Group  
 Remote Device

**Protocol Specific Information**

Presence Group\*   
 MTP Preferred Originating Codec\*   
 Device Security Profile\*   
 Rerouting Calling Search Space   
 SUBSCRIBE Calling Search Space   
 SIP Profile\*   
 Digest User

Media Termination Point Required  
 Unattended Port  
 Require DTMF Reception

**MLPP Information**

MLPP Domain

ⓘ \*- indicates required item.  
 ⓘ \*\* - Device reset is not required for changes to Packet Capture Mode and Packet Capture Duration.  
 ⓘ \*\*\*Note: Security Profile Contains Addition CAPF Settings.  
 ⓘ \*\*\*\*Note: A new Softkey template without supplementary service Softkeys must be used for a protected phone.

## Přidání linky stanice

**Cisco Unified CM Administration** Navigation Cisco Unified CM Administration Go

System Call Routing Media Resources Voice Mail Device Application User Management Bulk Administration Help

**Phone Configuration** Related Links: Back To Find/List Go

Save Delete Copy Reset Apply Config Add New

**Status**  
Status: Ready

**Association Information**

Line	Line Label	Action
1	Line [1]	Add a new DN
2	Line [2]	Add a new DN
3	Line [3]	Add a new DN
4	Line [4]	Add a new DN
5	Line [5]	Add a new DN
6	Line [6]	Add a new DN
7	Line [7]	Add a new DN
8	Line [8]	Add a new DN

**Phone Type**

Product Type: Third-party SIP Device (Advanced)  
Device Protocol: SIP

**Device Information**

Registration: Registered with Cisco Unified Communications Manager 192.168.22.35  
 IPv4 Address: 192.168.22.26  
 Active Load ID: Unknown  
 Device is Active  
 ⚠ Device is not trusted  
 MAC Address\*: 0050C29BF3BA  
 Description: Test Helios IP  
 Device Pool\*: Testing [View Details](#)  
 Common Device Configuration: < None > [View Details](#)  
 Phone Button Template\*: Third-party SIP Device (Advanced)  
 Common Phone Profile\*: Standard Common Phone Profile  
 Calling Search Space: TestTeam  
 AAR Calling Search Space: TestTeam

**Cisco Unified CM Administration** For Cisco Unified Communications Solutions

Navigation Cisco Unified CM Administration Go

System Call Routing Media Resources Voice Mail Device Application User Management Bulk Administration Help

Directory Number Configuration Related Links: Configure Device (SEP0050C29BF3BA) Go

Save Delete Reset Apply Config Add New

**Status**  
 Status: Ready

**Directory Number Information**

Directory Number\* 3738  
 Route Partition TestTeam  
 Description 3738  
 Alerting Name 3738  
 ASCII Alerting Name 3738  
 Associated Devices SEP0050C29BF3BA  
 Edit Device  
 Edit Line Appearance

Dissociate Devices

**Directory Number Settings**

Voice Mail Profile < None > (Choose <None> to use system default)  
 Calling Search Space < None >  
 Presence Group\* Standard Presence group  
 User Hold MOH Audio Source < None >  
 Network Hold MOH Audio Source < None >

**AAR Settings**

	Voice Mail	AAR Destination Mask	AAR Group
AAR	<input type="checkbox"/> or		< None >
<input checked="" type="checkbox"/> Retain this destination in the call forwarding history			

### Call Forward and Call Pickup Settings

	Voice Mail	Destination	Calling Search Space
Calling Search Space Activation Policy			Use System Default
Forward All	<input type="checkbox"/> or	<input type="text"/>	< None >
Secondary Calling Search Space for Forward All			< None >
Forward Busy Internal	<input type="checkbox"/> or	<input type="text"/>	< None >
Forward Busy External	<input type="checkbox"/> or	<input type="text"/>	< None >
Forward No Answer Internal	<input type="checkbox"/> or	<input type="text"/>	< None >
Forward No Answer External	<input type="checkbox"/> or	<input type="text"/>	< None >
Forward No Coverage Internal	<input type="checkbox"/> or	<input type="text"/>	< None >
Forward No Coverage External	<input type="checkbox"/> or	<input type="text"/>	< None >
Forward on CTI Failure	<input type="checkbox"/> or	<input type="text"/>	< None >
Forward Unregistered Internal	<input type="checkbox"/> or	<input type="text"/>	< None >
Forward Unregistered External	<input type="checkbox"/> or	<input type="text"/>	< None >
No Answer Ring Duration (seconds)		<input type="text"/>	
Call Pickup Group			< None >

### Park Monitoring

	Voice Mail	Destination	Calling Search Space
Park Monitoring Forward No Retrieve Destination External	<input type="checkbox"/> or	<input type="text"/>	< None > A blank value means to call the parker's line.
Park Monitoring Forward No Retrieve Destination Internal	<input type="checkbox"/> or	<input type="text"/>	< None > A blank value means to call the parker's line.
Park Monitoring Reversion Timer		<input type="text"/>	A blank value will use value set in Park Monitoring Reversion Timer service parameter

### MLPP Alternate Party Settings

Target (Destination)	<input type="text"/>
MLPP Calling Search Space	< None >
MLPP No Answer Ring Duration (seconds)	<input type="text"/>

### Line Settings for All Devices

Hold Reversion Ring Duration (seconds)	<input type="text"/>	Setting the Hold Reversion Ring Duration to zero will disable the feature
Hold Reversion Notification Interval (seconds)	<input type="text"/>	Setting the Hold Reversion Notification Interval to zero will disable the feature
Party Entrance Tone*	Default	

**Line 1 on Device SEP0050C29BF3BA**

Display (Internal Caller ID)  Display text for a line appearance is intended for displaying text such as a name instead of a directory number for internal calls. If you specify a number, the person receiving a call may not see the proper identity of the caller.

ASCII Display (Internal Caller ID)

External Phone Number Mask

Monitoring Calling Search Space

---

**Multiple Call/Call Waiting Settings on Device SEP0050C29BF3BA**

Note: The range to select the Max Number of calls is: 1-16

Maximum Number of Calls\*

Busy Trigger\*  (Less than or equal to Max. Calls)

---

**Forwarded Call Information Display on Device SEP0050C29BF3BA**

Caller Name

Caller Number


Redirected Number


Dialed Number

---

**Users Associated with Line**

---

 \*- indicates required item.

 \*\*- Changes to Line or Directory Number settings require restart.

Další informace:  
[Dveřní & Bezpečnostní interkomy \(oficiální stránky 2N\)](#)