















# 2N SIP Audio Systems EN

This section is focused on Frequently Asked Questions for 2N® SIP Audio Converter & 2N® SIP Speaker. The FAQ is divided into three separate groups to help you find the right information quickly. Configuration tips & tricks contains the standard settings guides and configuration hints for quick setup. How to connect section answers the basic settings questions for 2N® SIP Audio Converter & 2N® SIP Speaker and third party devices. Troubleshooting section is focused mainly on 2n product troubleshooting and issue report.

## >> Configuration tips & tricks

-  [\\*Video - 2N® SIP MIC, Basic setting](#)
-  [\\*Video - 2N® SIP Speaker Horn, basic setting](#)
-  [2N® Network Scanner - How to locate 2N® IP device and set its IP configuration?](#)
-  [Direct call - How to set up Peer to Peer call](#)
-  [Factory reset - How to make a factory reset](#)
-  [Firmware - How to make a firmware upgrade](#)
-  [How to backup database of 2N® SIP Mic](#)
-  [HTTP - How to trigger pre-recorded announcement message by http command](#)
-  [HTTP commands](#)
-  [IP Address - How to find the IP address of the 2N® SIP Mic](#)
-  [IP address - How to setup static / dynamic IP address](#)
-  [Loudspeaker - How to properly connect loudspeaker](#)
-  [Scheduler - How to use Announcement Scheduler](#)
-  [Static IP address - How to set up static IP address for 2N SIP Audio products](#)




## >> How to connect with third party device

### Content by label






There is no content with the specified labels



## >> Troubleshooting

-  [Configuration backup - How to backup a configuration and how to capture a trace for 2N® SIP Speaker \(Horn\)](#)
-  [How to provide all information to effectively resolve a technical issue on SIP Audio](#)
-  [RMA - What to check before the RMA process for 2N® SIP Audio devices](#)

## >> Recently Updated

-  \*Video - 2N® SIP MIC, Basic setting  
Jun 20, 2019 • updated by [Strašík Lukáš, 2N](#) • [view change](#)
-  \*Video - 2N® SIP MIC, Basic setting  
Apr 11, 2018 • created by [Pipek Jaroslav, 2N](#)
-  \*Video - 2N® SIP Speaker Horn, basic setting  
Mar 16, 2018 • updated by [Pipek Jaroslav, 2N](#) • [view change](#)
-  2N® Network Scanner - How to locate 2N® IP device and set its IP configuration?  
Jan 22, 2018 • updated by [Jašek Martin, 2N](#) • [view change](#)
-  2N® Network Scanner - How to locate 2N® IP device and set its IP configuration?  
Dec 11, 2017 • updated by [Anonymous](#) • [view change](#)

## Other Information

-  2N® SIP Audio Converter (Official Website 2N)