













## 2N® Lift8 EN

This section is focused on Frequently Asked Questions for 2N® Lift8. The FAQ is divided into three separate groups to help you find the right information quickly. Configuration tips & tricks contains the standard settings guides and configuration hints for quick setup. How to connect section answers the basic settings questions for 2N® Lift8 and third party devices. Troubleshooting section is focused mainly on 2n product troubleshooting and issue report.





### >> Configuration tips & tricks

-  [4 lifts connection - 4 lifts connected to single 2N®Lift8 Central Unit without any additional splitters](#)
-  [Confirmation mode - How to configure confirmation mode on 2N® Lift8](#)
-  [External LEDs - How to connect/disconnect external LED diods of 2N® Lift8 car unit](#)
-  [Factory reset - How to make a factory reset on 2N® Lift8](#)
-  [Firmware upgrade - How to make a firmware upgrade on 2N® Lift8](#)
-  [IP address - How to get IP address of lift communicator 2N® Lift8](#)
-  [Protocol P100 - How does the P100 protocol works for 2N Lift products?](#)
-  [SMS programming - How to configure 2N® Lift8 over SMS messages](#)
-  [Static IP address - How to set up static IP address on 2N® Lift8](#)
-  [User message - How to record your own User message for 2N® Lift8](#)
-  [Volume control - How to increase/decrease volume of 2N® Lift8 car unit](#)
-  [Windows 8 USB - How to install USB driver on Windows 8](#)






### >> How to connect with third party device

-  [Phone line compatibility - 2N® Lift1, 2N® Lift8 a 2N® Lift IP](#)
-  [SIP registration - How to register 2N® Lift8 to 2N® OfficeRoute](#)

### >> Troubleshooting

-  [Configuration backup - How to backup configuration and how to capture a trace on 2N® Lift8](#)
-  [How to provide all information to effectively resolve a technical issue on 2N® Lift8](#)
-  [RMA - What to check before the RMA process for 2N® Lift8](#)
-  [Splitter Upgrade from 1.x.x to 2.x.x](#)

### >> Recently Updated

-  [RMA - What to check before the RMA process for 2N® Lift8](#)  
Nov 06, 2018 • created by [Horniak Robin Ing., 2N](#)
-  [How to provide all information to effectively resolve a technical issue on 2N® Lift8](#)  
Dec 13, 2017 • updated by [Horniak Robin Ing., 2N](#) • [view change](#)
-  [User message - How to record your own User message for 2N® Lift8](#)  
Aug 29, 2017 • updated by [Horniak Robin Ing., 2N](#) • [view change](#)
-  [SIP registration - How to register 2N® Lift8 to 2N® OfficeRoute](#)  
Aug 29, 2017 • updated by [Horniak Robin Ing., 2N](#) • [view change](#)
-  [Volume control - How to increase/decrease volume of 2N® Lift8 car unit](#)

## Other Information

-  Product Support 2N<sup>®</sup> Lift8
-  Výtahové komunikátory (Oficiální stránky 2N)
-  2N<sup>®</sup> Lift8 (Official Website 2N)