



















2N® BRI Lite, 2N® BRI Enterprise EN

This section is focused on Frequently Asked Questions for 2N® BRI. The FAQ is divided into three separate groups to help you find the right information quickly. Configuration tips & tricks contains the standard settings guides and configuration hints for quick setup. How to connect section answers the basic settings questions for 2N® BRI and third party devices. Troubleshooting section is focused mainly on 2n product troubleshooting and issue report.








>> Configuration tips & tricks

-  [!Database/configuration backup - How to backup database and how to capture a trace on 2N® BRI Lite and 2N® BRI Enterprise?](#)
-  [!Factory reset - How to make a factory reset of 2N® BRI Lite/Enterprise](#)
-  [!Firmware Upgrade - How to make a firmware upgrade on 2N® BRI Lite and 2N® BRI Enterprise?](#)
-  [!Static IP address - How to set up static IP address on 2N® BRI Lite/Enterprise](#)
-  [Call routing - Changes in call routing in firmware 1.20+ compared to earlier versions on 2N® BRI Lite and BRI Enterprise](#)
-  [Dial plan - How to adjust the number of outgoing call?](#)
-  [Remote control - How to setup and use Remote Control over GSM?](#)
-  [Sim card usage - How to use both SIM cards equally?](#)
-  [SMS at no answer - How to setup "SMS at no answer"?](#)
-  [SMS messages - How to send and receive messages with Microsoft Exchange server?](#)
-  [SMS messages - How to send and receive messages? - SMS gateway integration](#)
-  [Virtual Ring Tone - How to upload Virtual Ring Tone Message without configuration tool?](#)

>> How to connect with third party device

-  [Alcatel OXO - Interconnection with Alcatel OXO 7.7.1](#)
-  [Avaya - How to interconnect with Avaya Aura Communication Manager using SIP](#)
-  [Siemens Hipath 3000 - Interconnection with Siemens Hipath 3000 series](#)
-  [SMPP connection - How to connect ActiveXperts SMPP server](#)
-  [SMPP connection - How to connect Diafaan SMPP server](#)
-  [SMPP connection - How to connect Logica SMPP server](#)

>> Troubleshooting

-  [!How to provide all information to effectively resolve a technical issue on 2N® BRI Lite and 2N® BRI Enterprise?](#)
-  [AutoCLIP routing - AutoCLIP routing is enabled but not working](#)
-  [Calling - A call is not disconnected immediately](#)
-  [Calling - Outgoing call through the GW is rejected](#)
-  [Legacy tools - 2N BRI Gateways with COM or USB ports](#)
-  [Network Trace - How to get Wireshark network trace and network trace from 2N® BRI Lite / Enterprise?](#)
-  [Trace - How to get internal trace from 2N® BRI Lite / 2N® BRI Enterprise?](#)

Technical training

>> Recently Updated

-  [SMPP connection - How to connect Logica SMPP server](#)
Mar 15, 2019 • updated by Černý Jan, 2N • [view change](#)
-  [Legacy tools - 2N BRI Gateways with COM or USB ports](#)
Jan 04, 2018 • updated by Beran Michal, 2N • [view change](#)
-  [!Static IP address - How to set up static IP address on 2N® BRI Lite/Enterprise](#)
Dec 04, 2017 • updated by Huďínek Karel, 2N • [view change](#)
-  [!Factory reset - How to make a factory reset of 2N® BRI Lite/Enterprise](#)
Dec 04, 2017 • updated by Huďínek Karel, 2N • [view change](#)
-  [!Static IP address - How to set up static IP address on 2N® BRI Lite/Enterprise](#)
Oct 25, 2017 • updated by Sacký Daniel, 2N • [view change](#)

Other Information

-  [Product Support 2N® BRI](#)
-  [2N® BRI Enterprise \(Oficiální stránky 2N\)](#)
-  [2N® BRI Lite \(Official Website 2N\)](#)