






















# 2N® SmartCom PRO EN - from firmware version 1.13.x

This section is focused on Frequently Asked Questions for 2N® SmartCom, 2N® SmartCom PRO. The FAQ is divided into three separate groups to help you find the right information quickly. Configuration tips & tricks contains the standard settings guides and configuration hints for quick setup. How to connect section answers the basic settings questions for 2N® SmartCom, 2N® SmartCom PRO and third party devices. Troubleshooting section is focused mainly on 2n product troubleshooting and issue report.

## >> Configuration tips & tricks

-  [2N® SmartCom PRO M-Bus overview](#)
-  [AMS \(Autonomous Metering System\) - protocol IEC 62056-21](#)
-  [AMS \(Autonomous Metering System\) - protocol M-Bus](#)
-  [AMS for IN1 IN2 IN3 \(pulses S0, analog value, digital value\)](#)
-  [Basic configuration - 2N® SmartCom/2N® SmartCom PRO](#)
-  [Difference between Standalone and TCP Client mode in 2N® SmartCOM \(PRO\)](#)
-  [Ethernet port - 2N® SmartCom PRO ETH configuration](#)
-  [Factory reset - How to make a factory reset](#)
-  [Firmware upgrade - How to make a firmware upgrade](#)
-  [How to configure communication port on RS-232/RS-485 interfaces](#)
-  [How to configure Wireless M-Bus port on 2N® SmartCom PRO with fw 1.13.x and latest](#)
-  [How to detect M-Bus meters by AT command](#)
-  [How to detect M-Bus meters by SMS](#)
-  [How to read data from 2N®SmartCOM \(PRO\) memory?](#)
-  [Input circuits - 2N® SmartCom PRO](#)
-  [Installation 2N® SmartCom Server](#)
-  [License - 2N® SmartCom server](#)
-  [Password RS232 - 2N® SmartCom/2N® SmartCom PRO against unauthorized configuration](#)
-  [Static IP address - How to set up static IP address](#)
-  [Test server - 2N® SmartCom server configuration](#)
-  [Test server with web interface - 2N® SmartCom server configuration](#)
-  [User Defined Functions \(UDF\) - what is it and how to configure it in 2N® SmartCOM?](#)

## >> How to connect with third party device

-  [How to connect M-Bus device to 2N® SmartCOM PRO ETH?](#)
-  [How to connect meter supporting protocol IEC 62056-21 to 2N® SmartCOM PRO ETH?](#)
-  [How to connect meter with pulse output \(S0\) to 2N® SmartCOM PRO ETH?](#)
-  [How to connect WM-Bus meter to 2N® SmartCOM PRO \(ETH\)?](#)
-  [How to connect ZigBee device to 2N® SmartCOM PRO \(ETH\)?](#)

## >> Troubleshooting

- 📄 [2N® SmartCom PRO - Terminal error buffer code description](#)
- 📄 [AMS error codes description \(M-Bus, IEC 62056-21, S0, IN, ONF\)](#)
- 📄 [How to report technical issue - 2N® SmartCom/2N® SmartCom PRO](#)
- 📄 [LED indication - 2N® SmartCom/2N® SmartCom LED indication](#)
- 📄 [Server logs - 2N® SmartCom server](#)

## >> Recently Updated

- 📄 [How to connect meter with pulse output \(S0\) to 2N® SmartCOM PRO ETH?](#)  
Nov 03, 2017 • updated by Anonymous • [view change](#)
- 📄 [AMS for IN1 IN2 IN3 \(pulses S0, analog value, digital value\)](#)  
Nov 03, 2017 • updated by Anonymous • [view change](#)
- 📄 [How to connect meter with pulse output \(S0\) to 2N® SmartCOM PRO ETH?](#)  
Aug 30, 2017 • updated by Strašík Lukáš, 2N • [view change](#)
- 📄 [How to connect WM-Bus meter to 2N® SmartCOM PRO \(ETH\)?](#)  
Aug 30, 2017 • updated by Strašík Lukáš, 2N • [view change](#)
- 📄 [AMS for IN1 IN2 IN3 \(pulses S0, analog value, digital value\)](#)  
Aug 30, 2017 • updated by Strašík Lukáš, 2N • [view change](#)

## Other Information

- 📄 [Product Support 2N® SmartCOM](#)
- 📄 [2N® SmartCom PRO \(Oficiální stránky 2N\)](#)
- 📄 [2N® SmartCom \(Official Website 2N\)](#)

