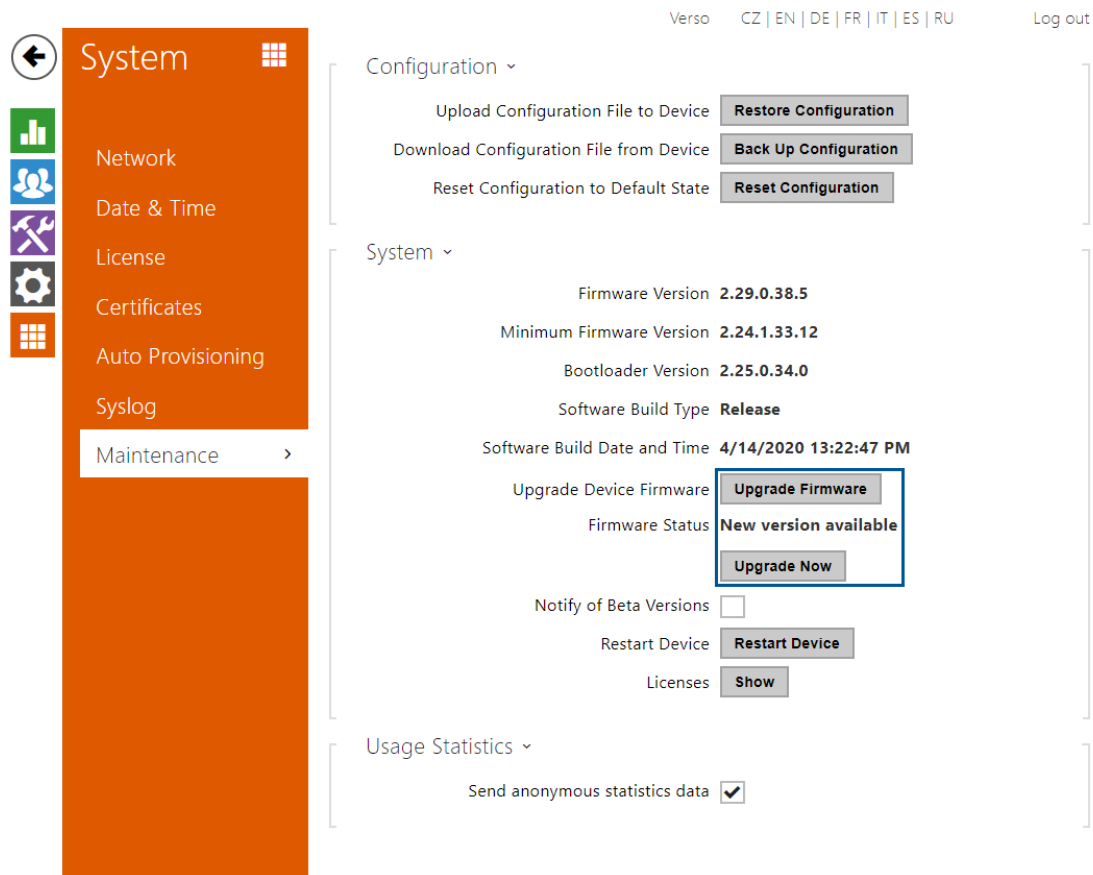


# Firmware update - How to do firmware update on 2N IP intercoms

In the web interface of the 2N® IP Intercom, go to System > Maintenance.

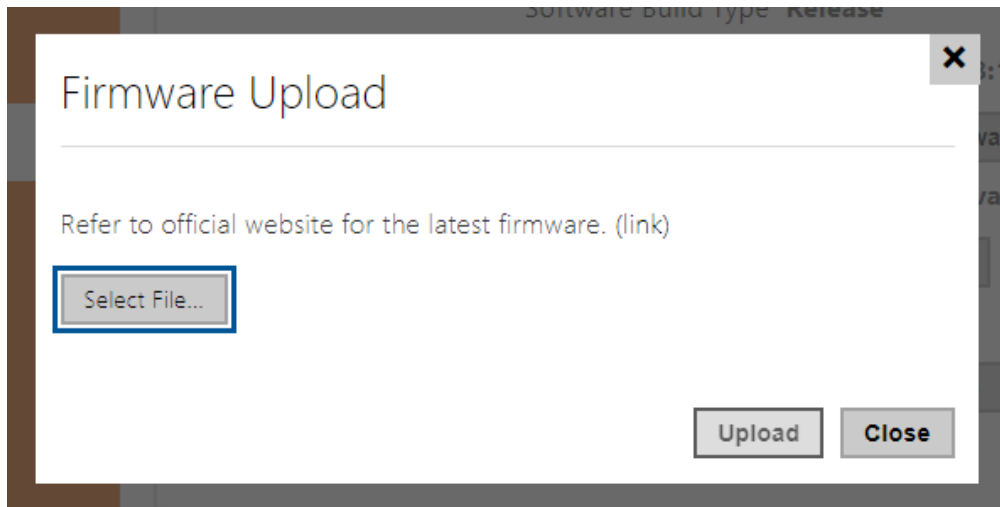


The screenshot shows the web interface of the 2N IP Intercom. On the left, there is a navigation menu with the following items: System (selected), Network, Date & Time, License, Certificates, Auto Provisioning, Syslog, and Maintenance (highlighted). The main content area is titled 'System' and contains several sections:

- Configuration**:
  - Upload Configuration File to Device: Restore Configuration
  - Download Configuration File from Device: Back Up Configuration
  - Reset Configuration to Default State: Reset Configuration
- System**:
  - Firmware Version: 2.29.0.38.5
  - Minimum Firmware Version: 2.24.1.33.12
  - Bootloader Version: 2.25.0.34.0
  - Software Build Type: Release
  - Software Build Date and Time: 4/14/2020 13:22:47 PM
  - Upgrade Device Firmware: Upgrade Firmware (highlighted with a blue box)
  - Firmware Status: New version available
  - Upgrade Now (button)
  - Notify of Beta Versions:
  - Restart Device: Restart Device
  - Licenses: Show
- Usage Statistics**:
  - Send anonymous statistics data:

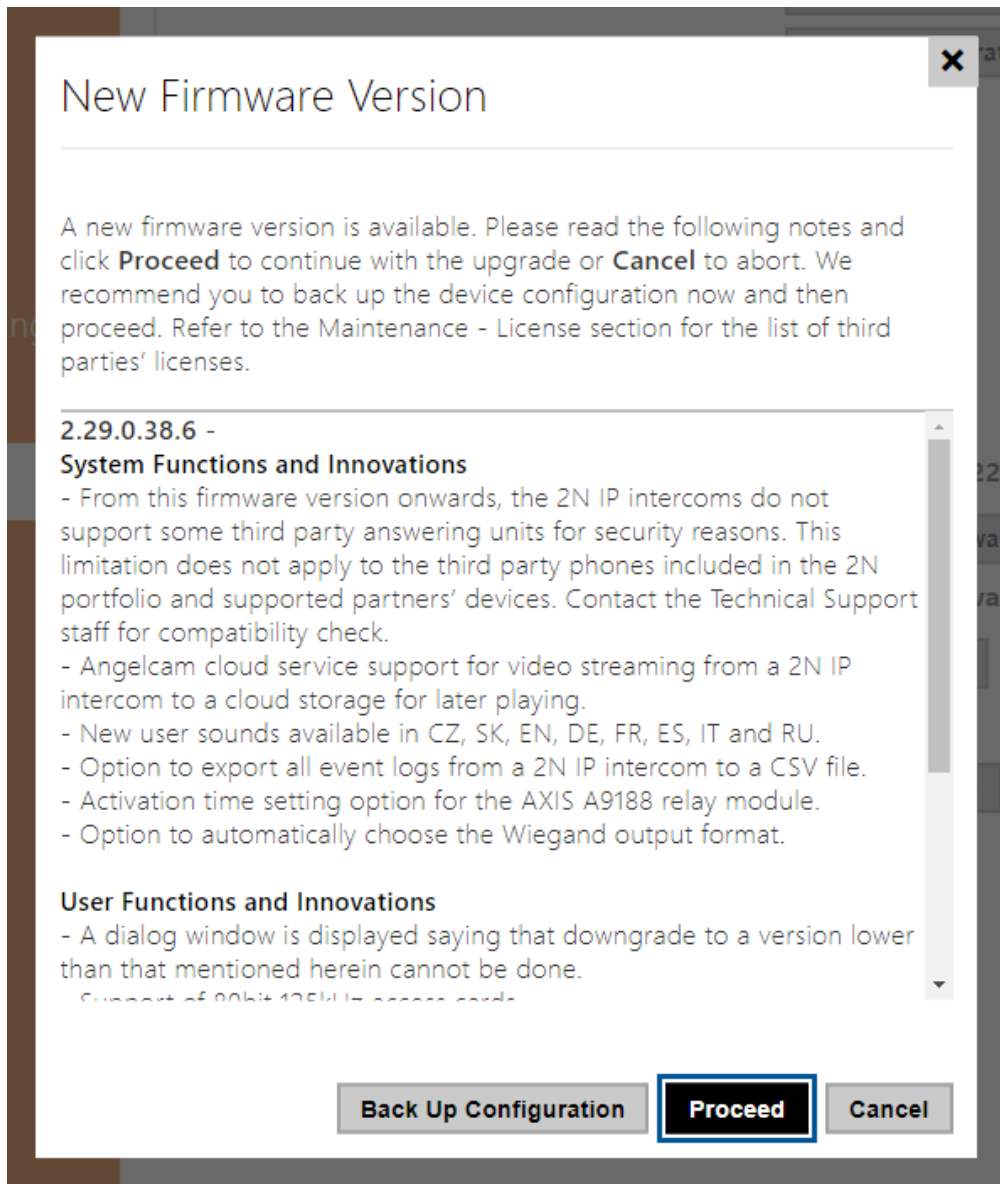
Upgrade via uploading a file – press the Upgrade Firmware button.

- Press the button to display a dialogue window for you to select and upload the firmware file to the intercom.
- Refer to: [https://www.2n.cz/en\\_GB/support/documents/firmware#filter-category-intercoms](https://www.2n.cz/en_GB/support/documents/firmware#filter-category-intercoms) for the latest FW version for your intercom.
- The intercom will automatically gets restarted and new FW will then be available.
- The whole updating process takes less than one minute. FW update does not affect configuration as the intercom checks the FW file to prevent upload of a wrong or corrupted file.



Automatic upgrade - press the Upgrade Now button when the intercom says that a new version is available

- Press the button to display a dialogue window with release notes.
- After you click Proceed the intercom will automatically download the newest available version and restart itself.
- The intercom will automatically gets restarted and new FW will then be available.
- The whole updating process takes less than one minute, FW update does not affect configuration.



Beta firmware – you can try to update by a beta version of the firmware when available. Enable "Notify of Beta Versions" parameter.

- After enabling the intercom offers you a beta firmware (when available) for your testing.
- If you find that some feature is not working properly, please let us know via <https://support.2n.cz/> to be sure that the official release will work properly.

System ▾

Firmware Version **2.29.0.38.6**  
Minimum Firmware Version **2.24.1.33.12**  
Bootloader Version **2.25.0.34.0**  
Software Build Type **Release**  
Software Build Date and Time **4/16/2020 16:06:57 PM**  
Upgrade Device Firmware **Upgrade Firmware**  
Firmware Status **Firmware is up to date**  
**Check Now**  
Notify of Beta Versions   
Restart Device **Restart Device**  
Licenses **Show**

Thank you very much for cooperation.

More product information:  
[Door & Security Intercoms \(Official Website 2N\)](#)